



Welcome to Volume 14 of The BbTrumpet News Ezine.

I want to encourage more and more people to submit articles, transcriptions and CD and Tour Promos. Without them this would just be me rambling on about something. Other people make this interesting and worthwhile.

I also want to remind you all that this Ezine is free and you may distribute it in any way that you choose. The last one found its way on many Facebook pages, Myspace pages and personal web pages. Free sharing of info and ideas is the whole idea behind this project. (Of course if you wanted to buy someone's CD or a book then we won't complain.)

If you have a CD, tour, mouthpiece line, trumpet line, or gadget send me info for your FREE ad in the next issue. If you want to send an article, that would be most welcome too. The deadline to be included in Vol 15 is Sept 25th. Send info to pops@BbTrumpet.com

Enjoy

Clint 'Pops' McLaughlin

www.BbTrumpet.com

What is perfect?

Last issue I wrote a little about a set of concerts and clinics with 25 world class trumpet players, that was held here in Dallas.

There was a “LIVE” CD recorded the 1st night.

The people that paid attention learned a lesson. These players could have played through their normal Orchestral music and NEVER made a mistake. This is because they have played that music thousands and thousands of times. But this performance was more like what the average player has to do. You have the music for a couple of weeks and then you rehearse it and perform it.

There is a HUGE difference between those 2 worlds of music. But so many people don't understand that.

One time during the night the recording manager shouted “Take 37, 3 bars before section B”.

Seriously, for a “LIVE” CD.

They redid measures because a note was ghosted, because a slur allowed an extra note to slightly sound between the 2 written notes, because 1 player clammed an entrance, because 1 was slightly out of tune on a chord... Now these were all world class symphonic players and they had these slight imperfections in their performance.

I heard the 1st go through and the final go through. First I was full of JOY because there was an imperfection. (It told me that we all have hope.) But secondly imperfection adds a touch of life and reality. It has some shimmer and having heard the recording of both, I liked the imperfect version better. (How did I hear both recordings? Parts of the concert were recorded by people there. I didn't do it but since I wrote about the concert, I got some sound files sent to me).

Music from the 20s, 30s, 40s, 50s, 60s, was GREAT but they left the tiny imperfections in the recording. That actually ADDED to the live “FEEL” and it added excitement.

The perfection that was achieved by picking apart measures and splicing a couple of measures here and a couple there, sounds too mechanical. The pitch manipulation causes a loss of resonance and the overall effect while good isn't the same thrill that the old recordings with the imperfections had.

I know that many may disagree but the other point is that this FAKE perfection puts an unreachable goal out there for students that don't know the difference between really live and "LIVE".

I got a phone call from a student of mine that fits this topic. He has a degree in Trumpet Performance from North Texas (UNT) and a masters from Tenn. He has earned his living playing trumpet for at least 20 years. He called to bemoan the fact that he played 2 wrong notes during a live performance of Arban's Carnival of Venice.

We talked awhile and it still bothered him.

I told him to call Bobby Shew and ask him what he thought about when he played a wrong note. (I did that because I already knew what Bobby would say but I also knew that my student wouldn't believe me if I told him.)

He called Bobby Shew and asked what he thought about whenever he made a mistake or played a wrong note. Bobby said "I have never played a wrong note on stage."

Now we all know that isn't true but it shows that Bobby Shew spends his time thinking about the note that he is playing now and what the next note should sound like. NOT what the notes that he already played sounded like. We need to be in the music and NOT counting mistakes.

We need to be able to change our thinking as we change our playing venues. When we practice alone we have a different focus of thought from when we rehearse with the group and that is still different from how we should think during the concert.

You often hear that we need to hear live music (especially the trumpets).

People usually associate that with improv. Some really get that we need to hear the resonance to know what resonance is.

Both of those are correct. But we also need to hear live music to realize what good playing is.

We need to know the actual difference between the sanitized stuff that is sold as CDs and what real live music is.

I am not talking about garage bands that are years away from being decent. I am talking about good pro players that will occasionally be human and imperfect.

OK now WHY am I writing this?

Have I gone completely insane?

Well, not completely.

Comeback players that I talk to often delay getting into groups to play in because they are NOT good enough. I laugh because in many community bands almost anyone could find a place. That is the reason for the community groups.

See they confuse CDS with live and they confuse pro with semi-pro with hobby...

They don't understand how these things fit together and they never will unless they get out there and hear every group that they can hear.

We NEED to strive for perfection but we also NEED to get out there and PLAY in public. The growth that we get from that can't be obtained in any other way. We don't have to worry because we are not perfect. NO player is.

Clint 'Pops' McLaughlin

www.BbTrumpet.com

Don't allow others to deceive you.

I give lessons to a lot of really good players and also to some really bad players (who need help and are working on getting better). I have also given lessons to those that are horrific and think that they are good. Watch the tryouts for shows like American Idol and you will see what I mean. I am about to explain how those people got so confused and how You are the person that needs to evaluate your own playing.

No matter what we do in life, people will offer opinions and critiques.

To understand this, all you have to do to to take a look at a mother's or grandmother's refrigerator. It will be covered in horrific artwork. The children who made that slop will be told how wonderful it is.

We all do this. I did it with my kids and the grand-kids.

But your parents are not the only people who LIE to you about how good you are.

If you have ever played at any Church or nursing home then you will have received praise for your performance, no matter how it really was. These places are places where we are supposed to get total acceptance. Taking their opinion as anything other than polite nonsense is going to cause trouble.

I have had people (I have never seen) sign up for a checkup lesson. They just want a little polish before their symphony audition. They show up and they don't own a C trumpet. They have never played an Eb or a picc in their entire lives and yet they are convinced that they are ready to audition for a paid orchestral position.

The worst part isn't that they are convinced they are ready even though they never played most of the excerpts, they can barely transpose and they don't own the correct horns for the job. The worst part is that those who lied to them should have been helping them instead. 2 of these people were told by their college trumpet professors that they were good enough to audition. (I understand sending younger players out to hear the competition. These students though were thinking that they had a good chance of getting the jobs.)

I had a man come for help with high notes because he was told at an audition for a TV Church job "you had the job until you missed the High C at the end". They LIED to him because the lie got him out the door with no hassles.

He came for his 1st lesson and played a C Major scale for his warm up. I heard a mess and turned on my recorder at the computer. I then told him that his biggest problem was that he had really bad intonation and played his warm up back for him to hear.

He didn't play whole step whole step half step. He played step 1¹/₄ step, ³/₄ step, ¹/₄ step... nothing matched the intonation of the 1st note or the next note he played either.

He then said "That isn't me!!!!!!!!!!!!!!!"

I then asked him to say his name and play it again. I played it back with him hearing me ask him to say his name and him saying his name. It was still a horrible mess and he then understood that his mom, his church and friends all gave him incorrect praise and he believed them. (He had never ever recorded his playing.)

I said incorrect praise because 1 they didn't lie (some of them will have thought he was a good player because they think anyone who can play anything is good), 2 because those places are starved for people to play there and everything is better than nothing, 3 they loved him and their opinions were clouded by that love.

Record yourself because the recording doesn't love us and doesn't give us incorrect assessments of our playing abilities. I think that we should record at least every week.

After you record it and listen to it, then pick something to fix. NOT 30 things but 1 thing. Fix that 1 thing and then pick another thing to fix. You will usually get to work on several things each week.

See picking 30-40 things just confuses you and it discourages you as well. But we can concentrate very well on 1 thing at a time and fix that.

Clint Pops McLaughlin

www.BbTrumpet.com

Mark Curry

Embouchure (as applied to the trumpet)-

The lip tissue and supporting musculature associated with producing the buzz necessary to play any brass instrument.

Purpose-

The embouchure must be allowed to freely produce the vibrations with a minimum of effort and movement so that the player can perform efficiently.

Downfalls-

Lip Vibration can be hindered by a number of things...

1. Excessive mouthpiece pressure
2. Excessive muscle tension in the vibrating area of the embouchure inside the mouthpiece.
3. Incorrect placement of the mouthpiece on the lips (top to bottom lip ratio). Roughly 1/3 top lip to 2/3 bottom lip or a 50/50 placement works for most people.
4. Incorrect mouthpiece placement side to side.

Although accommodations for dental irregularities have to be made, roughly "in the center" should apply.

5. Incorrect mouthpiece angle. This is generally the result of dental irregularities or improper jaw position.

The key to finding the right angle for you is to pick a "target" note and attack the note while moving the horn slightly side to side, up and down until the note speaks clearly and can be attacked with little effort. This is the position where your embouchure is operating at peak efficiency. Every note on the horn can be played from this position by simply using faster or slower air!

While finding your "sweet spot" for mouthpiece placement, pay special attention to your top and bottom teeth position. They should be slightly apart. The specific distance will depend on your anatomy. Everyone is different in this respect.

There **MUST** be some distance between the top and bottom teeth **AT ALL TIMES!** This gap allows the lips (in the proper position) to vibrate freely. If the gap closes then the sound will become "pinched".

If this gap is exceeded and becomes too wide, the sound can become pinched as well, or airy in character, as the embouchure will become overly tense in an effort to support the wider aperture.

Learn to play from your sweet spot and let the air do most of the work...it will benefit you in terms of endurance, sound quality, and yes, range.

Things to remember:

1. Relax! Tension can be our biggest enemy!
2. THIS IS SUPPOSED TO BE EASY!

3. Minimize mouthpiece pressure!

4. Minimize muscle movement concerning the embouchure. Necessary movements of the embouchure are much, much smaller than most players realize.

5. Find your "Sweet Spot" and learn to play from that position. Very few players have that perfect "poster boy" embouchure.

6. Play 20-30 minutes out of the Arban book every day.

My warm-up consists of playing 6 Characteristic studies. I stop when tired and spread it out over 20 minutes or so. Then I move on to "practice".....

Do not neglect "soft and pretty".....it will enhance your High, Loud, and Nasty!!

'Nuff said.

Finally, Pops, many, many thanks to you and your knowledge of the trumpet and the embouchure. It has helped me immeasurably since my lesson with you!

Mark Curry

Curry Precision Mouthpieces

www.currympc.com

Mark Curry has a line of mouthpieces based on Bach rims and diameters. These are very accurate and every diameter is available in several depths. All of the different depths have the same rim. (What a concept.) So you can have your Bach 1, 3

whatever with the very deep cup, deep cup, medium cup, medium shallow cup and shallow cup.

Mark also has a line of commercial mouthpieces with a softer bite on the rim in shallow and medium cups. These are in all sizes from .600 - .690 You have not lived until you play one of his flugel mouthpieces. The sound is like butter. He has REAL cornet pieces too.

Mark was in my house for a lesson not too long ago. He is a nice guy and understands what trumpet players go through.

Mark Curry- raised in the Chicago area, later received undergraduate and graduate degrees in trumpet performance from the University of Illinois and the University of Nevada, Reno.

Teachers over the years included Ray Sasaki, David Hickman, and Larry Engstrom. After road gigs playing lead trumpet for Woody Herman and Ray Charles for several years, he settled in Reno, Nevada, where he continues an active free-lance career.

Checkout his great mouthpieces at

www.currympc.com

Giant Trumpet Shapes “Listen” To The Landscape

<http://www.fastcodesign.com/1670863/giant-trumpets-turn-the-gentle-sounds-of-nature-into-a-symphony#8>

Kedleston Hall is home to a contemporary art program called **Playful Spaces**, which commissions British architects and artists to create site-specific art on the grounds. London architects **Studio Weave** unveiled their contribution to the program: the Hear Heres, a series of four unusual audio sculptures scattered across the estate’s gardens.

The **Hear Heres** are, at their simplest, architectural follies. Each is sculpted from fiberglass and coated in zinc, propped up on steel stilts, positioned to amplify a particular type of sound.



One is pointed up in the air.



Here is another, at a lake.



One is positioned to let visitors experiment by speaking into each end.

New Mouthpiece Video Book

Mouthpiece guides all say the same thing about every mouthpiece. They are all made for a player with a strong, well trained, robust, good... embouchure.

This is meaningless.

They also say this gives a brighter sound but compared to what?

And just HOW much does it brighten it?

We all need to know this but we don't get the information from the charts.

Yes sometimes you can go play a new mouthpiece in a store but most people are limited in what is available locally. Plus we only hear what is behind the bell.

In this Ebook you hear what is out front and some things may surprise you. The point behind this Ebook is to teach you how to pick a perfect mouthpiece for YOU for the style and sound that you want. This book is almost like having a pro go with you to try mouthpieces.

For the videos; I played a shallow cup (Schilke a or Bach e), medium cup (Schilke b or Bach d), C cup, Combination Bach BC cup, deep cup (Schilke d or Bach b cup), a TC cup (Trumpet/Cornet), and a TF cup (Trumpet/Flugel). So I played 7 depths on the same diameter mouthpiece. I also play bored out throats against stock throats, and I play 4 mouthpiece depths with and without a mega sound sleeve.



I played all of those so that you could tell how much or in some cases little difference there is between this depth and that depth.

One of the players was shocked by the sound he was getting on one mouthpiece. He thought that he was getting a much darker sound and the day after we did the videos he ordered an new mouthpiece. He and his college directors love the new sound.

The other players also use many different mouthpieces in the videos.

We all change depths often.

Later we start changing diameters (sizes) so that we can show what to look for in sizing a mouthpiece for you.

We get to the point where the mouthpiece is too small and you hear the distinct sound that makes. We point out how to tell and why it makes that sound.

We get to the point where the mouthpiece is too big and you can hear what that sounds like. Again we point out what the problem is and why it makes that sound.

This Ebook is 10 pages and there are 2 hours and 20 minutes of videos letting you hear several different players showing how changing mouthpieces affects the sound.

Clint 'Pops' McLaughlin

www.bbtrumpet.com/Mouthpiecechoice.html

Toys for players.

Pedals:

Pigtronix Distortion

Pigtronix Envelope Phaser (Bernie Worrell Edition)

www.pigtronix.com

Dunlop 95Q

<http://www.jimdunlop.com/product/95q-cry-baby-wah-wah>

EHX Pog 2 - Poly-octave generator

<http://www.ehx.com>

Boss RV5 - Reverb

Boss GE7 - EQ

<http://www.bossus.com>

MXR Dyna Comp - Compression

<http://www.jimdunlop.com/product/m102-dyna-comp-compressor>

TC Electronic Flashback x4 - Delay and looper

<http://www.tcelectronic.com/flashback-x4-delay/>

Demos

<http://youtu.be/sucKQIIOWFY>

<http://youtu.be/aH3Myviu0AQ>

Anti-Pressure handle

<http://www.perfectpracticesolutions.net/index.html>

Another anti-pressure device

<http://www.dillonmusic.com/p-12501-ape-anti-pressure-exerciser-for-trumpet.aspx>

<http://www.warburton-usa.com/index.php/ape>

Visual Trainer

<http://www.warburton-usa.com/index.php/atv>

Horn grip

<http://www.warburton-usa.com/index.php/horn-grip>

Cylinder reinforcer

<http://www.bobreeves.com/products/accessories/cr.htm>

Receiver ring

<http://www.bobreeves.com/products/accessories/rr.htm>

Sandovalves

<http://www.sandovalves.com/>

Pro hands Gripmaster

<http://www.prohands.net/Prohands-Music/who/music/brass/>

Mute Holder

<http://www.herculesstands.com/band/HA100.html>

Endsley Mute Silencers

<http://www.hickmanmusiceditions.com/select2.asp?selection=39>

Used Horns

<http://www.trumpetherald.com/marketplace.php>

<http://www.ebay.com/>

<http://www.TrumpetMaster.com/vb/f208/>

<http://www.doctorvalve.com/ForSale.html>

<http://www.unionmusiccompany.com/consignments.html>

<http://www.hornguys.com/dailymenu.php>

<http://www.robbstewart.com/ForSaleLists/ForSaleList.html>

<http://www.oberloh.com/sales/sales.htm>

<http://www.trumpetrader.com/used.php>

<http://thompsonmusic.com/store/page6.html>

<http://www.dillonmusic.com/c-519-used-instruments-brass.aspx>

<http://www.tulsaband.com/brass>

<http://www.wichitaband.com/used2.html>

<http://www.horntrader.com/>

http://www.brassinstrumentworkshop.com/for_sale.html

<http://www.thetrumpetshop.com/UsedHorns.html>

<http://www.southeasternmusical.com/page/page/2665137.htm>

<http://brassandwoodwind.ca/trumpets.html>

[http://www.junkdude.com/mm5/merchant.mvc?
Store_Code=JD&Screen=CTGY&Category_Code=Other](http://www.junkdude.com/mm5/merchant.mvc?Store_Code=JD&Screen=CTGY&Category_Code=Other)

<http://www.gerrylopezmusic.com/category.sc?categoryId=26>

<http://www.trumpetjunkie.com/hornsforale.htm>

<http://www.quality-brass.com/store/index.php>

<http://www.bacmusic.com/>

<http://home.gwi.net/~pmh/horns2.html>

<http://classictrumpet.com/>

<http://davidsinstruments.com/Usedinstruments.html>

<http://www.musiciansbuyline.com/>

<http://austinwinds.com/used.shtml>

<http://bachstrads.com/gallery.html>

<http://www.marshwoodwinds.com>

<http://www.centexbrass.com/>

<http://austincustombrass.mybigcommerce.com/>

<http://baltimorebrass.net/index.php?cat=1>

<http://www.frobigwindrepair.com/#!/high-brass/c1mie>

<http://hornstash.com/trumpets/>

<http://www.musicstorecentral.com/brass-instruments/>

<http://www.brassark.com/sale/>

<http://www.thebrasscellar.com/used-instruments-and-accessories/>

<http://www.bmcmusicsource.com/c-190-used-musical-instruments.aspx>

<http://www.ginasflutes.com/Gina-s-Flutes-Used-Trumpets-s/6.htm>

<http://www.hornhospital.com/>

<http://www.wallysmusic.com/instruments/trumpets/>

<http://j-landress-brass.myshopify.com/>

<http://www.shopgoodwill.com/listings/listByCat.asp?catID=190&ending=Items>

Tension-less Playing

Pops: This whole didgeridoo thing had me intrigued. So I ordered one and to my surprise, I couldn't get a note (drone) out the thing for the first 1/2 hour. Geez - here I am thinking I am playing so relaxed. I can drone now and of course when I pick up the trumpet the sound is much fatter and more vibrant. It will take some practice - but thanks - a real eye opener for me. I will certainly recommend the ebook to guys.

Jim Manley

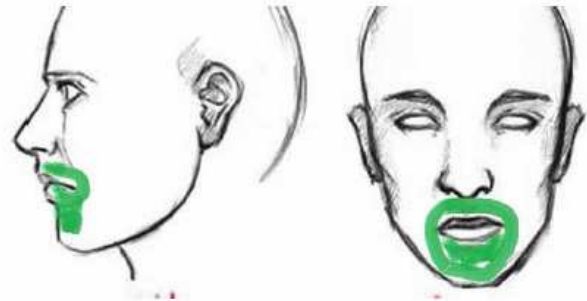
PS - The New Arban Book is a B*itch!

Why can Pro players play 8-10-12+ hours a day and other people play an hour and lose their range?

Pros play differently than other players.

Tension-less Playing Made Easy

Most of us are too tense on even our low notes. As we play higher we get progressively more tense. I have talked about this for over 30 years. I often mention that we tend to get tight as we go higher and that extra tension hurts the sound and the range.



Sadly almost everyone is too tight even on low C. The main reason we struggle is because we fight the horn and fight our own faces.

This book shows you step by step how to relax and stop fighting when you play.

Copyright 2013
Clint 'Pops' McLaughlin
www.BbTrumpet.com

Yes we can and should have a tensionless face in the low and mid registers. And a tension-less face (less tension) up high. NO you don't need a tight face to play low notes.

This is a 28 page Ebook with a few video examples and explanations.

<http://www.bbtrumpet.com/tensionless.html>

The 4 Trumpet Octave Keys

Last year I wrote a book called Tensionless Playing and it was a guide or map on how to get rid of tension and rely more on air. I showed how pros use different muscles than hobby players when they play. This explains how they play longer, higher and more relaxed.

I mentioned and talked briefly about what I call the “4 Trumpet Octave Keys” (TM). I have had lots of people express a desire for a deeper look at “The 4 Trumpet Octave Keys” (TM) and how we use them in playing.

Earlier this year I did a [Thermal Imaging Study of trumpet players](#). I finally had proof of things I had been saying for years. Most players do completely the wrong things to play well in the upper register.

There are 4 major things that actually do work like octave keys for us and this book tells you how to use them.

There are 17 pages and 1 hour and 15 minutes of videos showing these things that separate us from the Pros.

Like:

Mouthpiece Seal CAN be an octave key.

Tongue Hiss (Special type of arch) CAN be an octave key.

A certain type of breath support CAN be an octave key.

The pencil exercise and the frown CAN be an octave key, BUT you have to do it right.

<http://www.bbtrumpet.com/4OctaveKeys.html>

The 4 Trumpet Octave Keys



Copyright 2014
by
Clint 'Pops' McLaughlin

Pops Video Thermal Imaging Study

For about 100 years we have known that tension at the side of the face (cheek area) inhibits tone production, lessens endurance and impedes range. Using this part of the face creates a "Smile" but sadly most people still do this to some extent when they play. Most never even know it. Many famous teachers have written about it but people keep doing it. I myself have been trying to educate people about this for 40+ years. (I've been writing books about this for 20 years.)

I decided that showing the muscles used by players that struggle and showing the muscles used by players with range to spare might help. I thought that the best way to show this was to do a Thermal Video Study of players while they were playing. This has never been done before. Nobody ever did thermal images while someone was playing and the video aspect means that not only can you see the muscles being used, you can hear the notes being played.

This is the first video study of its kind in the world.

I decided to take video of players as they play and change pitches. This way we get to see what happens as we play. I decided to just include the corner of the lip and keep the temperature box in the center of the cheek.

The player with the worst range and endurance was the hottest at the cheek. He was 2.4 degrees C hotter (4.1 F hotter) at the cheek, than the player with the best range.

3 short clips from my Thermal Imaging study of players.

Player 1 has a cheek temp of 37.9 C on High C.

Player 2 has a cheek temp of 36.3 C on High C.

Player 3 (Me) ends with a cheek temp of 33.2 C but over an octave higher (G above DHC).

https://www.youtube.com/watch?feature=player_embedded&v=zBMuc2zrJzI

There are many more videos and a description of the process I used at

<http://www.bbtrumpet.com/Thermal.html>

Besides the Thermal Video I also did a Video of the Spectral Analysis of each player. We get to see which harmonics each player emphasizes and the resonance they achieve.

I also used a decibel meter to see if and where they had decreases in volume/power. This meter was turned up to show minor changes so we could see them all as they happened.

What does it all mean?

I noticed that every time they played a bad note (much less volume, lost resonance, no pitch center...) all the tests showed what we all heard. The decibel meter registered a much smaller sound. The Spectral Analyzer showed that the player had no peaks. And the Thermal Imager showed that the player used and heated up the muscles on the side of the face.

The players with the least muscle activity on the sides of the face had much higher ranges. (1 to 2 octaves higher ranges.)

The players who didn't use the muscles on the sides of the face also were significantly more resonant.

My 2 books *Tension-Less Playing*. and *The 4 Trumpet Octave Keys*. deal with the findings of this study.

<http://www.bbtrumpet.com/tensionless.html>

<http://www.bbtrumpet.com/4OctaveKeys.html>

Pops

www.BbTrumpet.com

a new concept in case design...



as individual as you...

- Choice of lining colours in beautiful, quality crushed velvet



features:

- Designed to hold: Bb or C Trumpet, Flugelhorn, bucket mute, harmon mute, cup mute, straight mute, harmon mute (normal or bubble style), practice mute, large plunger mute, 2 x in bell instrument stands, valve oil, 2 x slide grease up to 7 mouthpieces, sheet music.



* case featured is in 'Cadbury' purple lining.

- Hand cut foam to ensure a bespoke, perfect fit for your horns, thereby maximising protection
- Made from tough, 600D ballistic nylon with maximum carrying comfort and convenience.

Padded back,
2 front zipped compartments
Adjustable shoulder straps
Main side and top carry handles
Side adjustable compression straps



- Unique 'dual layer' design.



- Fits 95% of airline carry on size requirements.
- Solid double-braced construction utilising 3mm marine board and minimum of 1.2" of protective foam at any point. Looks like a gig bag, but with a protective hard shell.

- Optional removable wheeled option. Lightweight option. Deluxe option with 100% Eco-friendly recycled leather.

**Waiting list
now open.
Production
commencing
shortly!**



[w. mainscustom.com](http://w.mainscustom.com)

facebook.com/mainscustomcases

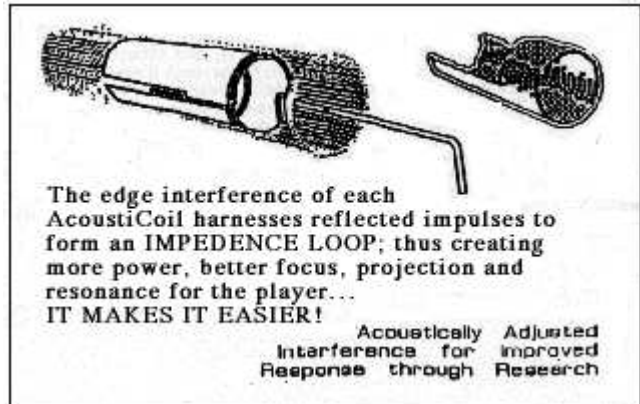
[e. mail@mainscustom.com](mailto:e.mail@mainscustom.com)

AcoustiCoil

What the AcoustiCoil IS –

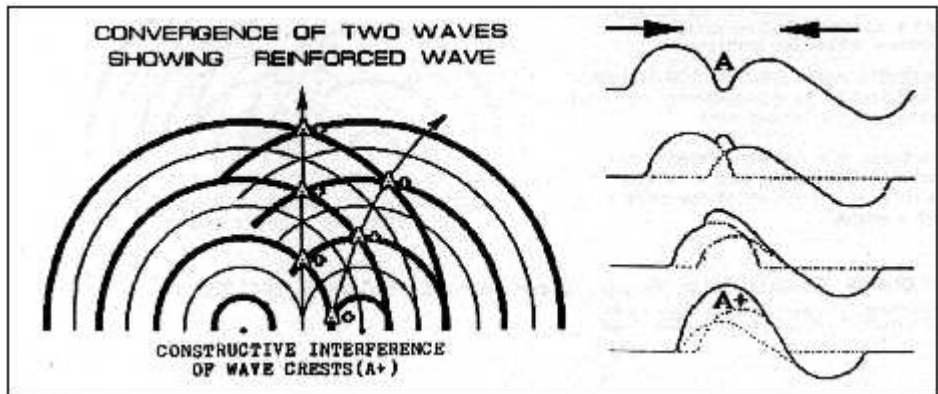
Fashioned of tough, moisture resistant, industrial polyester, the AcousticCoil resembles a small, compressible sleeve with stepped interior dimensions.

Each model of this new accessory insert adjusts to fit varying bore sizes. A spring fit assures that it will stay securely in place and it is easily installed and removed from the instrument by the player.



The edges of the AcoustiCoil create "constructive interference" within the air column of the instrument. The resulting increased wave strength can best be understood by

the analogy of two stones being dropped on a pond. As concentric waves radiate outward, the crests of the two waves traveling in different directions combine. At these points of interference [A+], the



waves are taller and reinforced. Each model of the AcoustiCoil creates a specific desired amount of interference within the instrument.

<http://www.dmamusic.org/acousticoils/#top>

AAIIRR ACOUSTICS

1234 S. Quince Way Denver, Colorado 80231 USA

Telephone: (303) 751-0673 - Fax: (303) 751-0673

Email: aaiirrpwr@hotmail.com

Cellphone Amp made from old trumpets

Lombard

\$400.00

"Lombard" is an Analog Tele-Phonographer made from an old cornet and part of a trombone, with a base of reclaimed steel. Created immediately after a trip to San Francisco, this horn draws inspiration from the "crookedest street." It's full of twists and turns, and ups and downs. The sound might surprise you, too! This horn has a lot to look at, even when you aren't using it for an amplifier. Get rid of your plastic mass-produced black box, and step up to hand-made art!

This horn will make the sound from your iPhone or iPad louder and richer, using no electricity, wires, plugs, or batteries. The shape of the horn is enough to add 25 decibels or more! But it's not just about volume, it's about quality of sound as well.



This work of art is hand-made, one-of-a-kind, and was created entirely in America with reclaimed materials.

Other styles available.

<http://www.heartlessmachine.com/analog-tele-phonographers>

New Improved Pencil Isometric System by Pops.

We are all aware of the basic number 2 pencil and the isometric exercise that has used it for over 100 years.



We have all seen the TV exercise market using a groundbreaking workout technology called Dynamic Inertia.

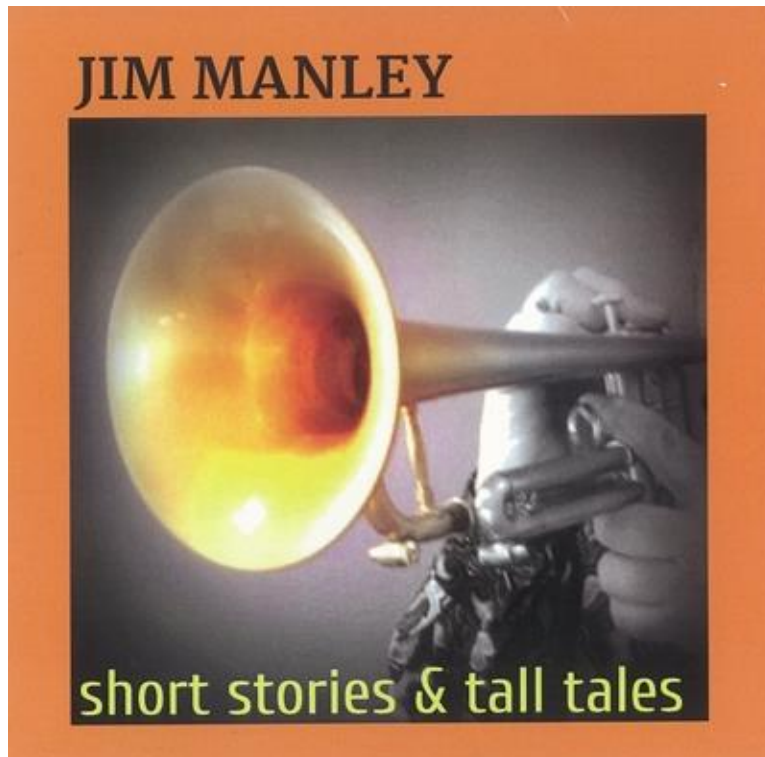


Now meet the new Trumpet Embouchure Exerciser.

The Pencil Shake Weight.



Only available from Pops at www.BbTrumpet.com



**Jim's latest recording
using professional loops he composed 14 new groove injected
tunes featuring his trumpet
valve trombone and keyboards for a sonic adventure**

"Short Stories & Tall Tales validates Manley as a superior trumpet artist, fine soloist and a production savant. If the Bond folks ever decide re-make *Goldfinger*, they wouldn't have to look farther than "Double-High 7" for the sounds. He packs heat and has a 24K license to thrill."

Nick Mondello - All About Jazz

<http://www.allaboutjazz.com/php/article.php?id=45848#.U15jLvRDsZ8>

available at

http://www.jimmanleymusic.com/jim_manley_cds/

iTunes and everywhere!

No Pressing System www.nps.altervista.org



http://www.strumentimusicali.net/product_info.php/products_id/10129/NPS-No-Pressing-System.html
The NPS, No Pressing System, is an application that controls the pressure of your lips on the horn. It is a tube that is hooked on and replaces the original main pump on the trumpet. The use of this system helps you find a better intonation and a better sound by adjusting the way you blow into the trumpet. The No Pressing System (NPS) is the result of many years of research by the music professor, Mr. Cesare Ficcadenti, who has more than 25 years of teaching experience. The NPS is perfectly integrated with every system or method of study. It helps you to achieve good results better and faster. Amateurs and professionals can finally use a system that will help them solve one of the main problems that occurs when you play the trumpet: the excessive pressing. Many people tend to press their lips to the mouthpiece too much, resulting in an incorrect sound and intonation.

The No Pressing System (NPS) was successfully tested by many professional musicians like Fabrizio Bosso (well-known trumpet jazz soloist), Luciano Leonardi (1st trombone in the National Academy of Santa Cecilia in Rome 1968-1994), Sandro Verzari (ex 1st trumpet of the Rai National Symphony Orchestra), Mauro Marcaccio (Professor of Trumpet at the Aquila Conservatory of Music), Dino Tonelli (Professor of Trumpet at the Bari Conservatory of Music and 1st trumpet of the Italian Big Band), Andrea Tofanelli (Yamaha Artist/Clinician and Professor of Trumpet and Jazz Improvisation at the "Orazio Vecchi" Institute of Music in Modena), Luigino Leonardi (1st trombone in the David Short Brass Factory and in the Italian Air Force Band), Ercole Ceretta (Professor of Trumpet at the Scuola di Alto Perfezionamento Musicale of Saluzzo) and Mario Bracalente (Professor of Trumpet in the N.Gabrielli Music School in Tolentino).

- The NPS helps you understand the right amount of air that is really need to use while you play.
- Many trumpet players press their lips to the mouthpiece much too hard. This is not good for their lips and teeth. Consequently, one of the possible diseases is the "repetitious trauma to the lip".
- The NPS helps you control the way you blow into your horn and strengthens your lip muscles.
- If you use the NPS, the intonation will be given only by the way you blow, not by the way you press your lips to the mouthpiece.

- Perfect for every stage of trumpet studies

- When you play high notes, you tend to press your lips to the mouthpiece even more than you usually do. Thanks to this system, you'll learn how to play the higher notes only with air pressure so that you have much more flexibility and better sound.

NPS No Pressing System

1. WHAT DOES THIS DO FOR A TRUMPET PLAYER?

The use of the NPS points out the extra pressure that most players put on their lips. By reducing the pressure, the labial muscles get stimulated resulting in a much better emission.

2. WHAT TYPE (JAZZ, CLASSIC, STAGE, STUDIO) OF PLAYER WOULD THIS BE GOOD FOR?

It can be used in their daily practice routine by any kind of player. Amateurs, Professional, jazz, classical.

3. WHAT ARE THE COMMENTS FROM PLAYERS WHO ARE NOW USING THIS ITEM?

Reviews:

It's a wonderful concept, very useful for players with a consolidated emission
...Maestro Sandro Verzari Lead trumpept of R.A.I. sinphonic orhcestra

I used the NPS on students with emission problems and it was very useful. If used wisely, it helps you to better center sounds and to establish a perfect balance between air emission and pressure of mouthpiece and your lips.

...Ercole Ceretta

RAI national orchestra <http://digilander.libero.it/ercoleceretta/>

It's truly an innovative idea. It's a great system that forces you to guide the air emission towards the instrument without pressing on your lips. A constant use, assures great results even to less talented players.

Mauro Marcaccio

Trumpet teacher at Musci Conservatory "A. Casella" of L' Aquila.

A give the NPS big credit. It's an important addition to the evolution of trumpet teaching. It allows you to control the pressure on your lips, playing with total relaxation and lightness. I believe that total "no pressing" is impossible, so the NPS helps you find the right balance. I am convinced that the nps positively contributes to developing the modern trumpet technique.

Dino Tonelli trumpet teacher at il Music Conservatory e "N. Piccinni di Bari.

Lead trumpet of Italian Big Band, specialized in high register.

A very useful device. In my experience, one of biggest problems with players is the excessive pressure they put on their lips. It helps progressively to find the right balance. I use it with all my students anc we achieved great results. The fact that you can physically see the extra pressure, unsure very fast results.

Mario Bracalente

Trumpet teacher at Music Conservatory of Trapani. R.A.I. National orchestra.

I find the NPS very useful. Not only because it reduces the extra pressure on your lips, but also because it shows you the excessive pressure so that you can correct it immediately.

A great tool
Zanzi Igor

Playing without excessive pressure on your lips, is at the base of my teaching technique. Players must reach a balance. Not too much pressure....nor too little.

I don't believe in pure "no pressing", but i make sure that my students don't use too much pressure, that not only effects endurance but health as well. The objective is to reach maximum lightness without compromising the stability of the mouthpiece on your lips.

I believe the NPS is the perfect tool to use with my technique. (Based on the teaching technique of Armando Ghitalla)

The NPS not only points out the extra pressure on lips but it also stimulates labial muscles, resulting in better control, endurance and right emission

Andrea Tofanelli <http://www.andreatofanelli.it/>

4. IS THIS FOR PRACTICE, LIVE PERFORMANCE, ANY TIME, ANY WHERE?

Very useful on your daily routine. Especially on lips flexibility exercise like (Colin, Stamp, Schlossberg, Vizzutti, Verzari)

http://www.strumentimusicali.net/product_info.php/products_id/10129/NPS-No-Pressing-System.html

<https://www.facebook.com/NoPressingSystemTrumpet>



FLIP OAKES

Wild Thing Trumpets

CORNETS & FLUGELHORNS

“COME AND HEAR THE DIFFERENCE”



2559 Mottino Dr.
Oceanside, CA 92056
760-643-1501

www.flipoakes.com
flip@flipoakes.com

Versatility.

When it comes to playing trumpet, today's music world demands it. One day, it might be a studio recording session or a Big Band gig. The next might be an orchestra concert, or small jazz combo in a cozy restaurant or smoky lounge. Heck, it might be the Star Spangled Banner at the local stadium. That community band of amateurs probably needs something a bit more restrained. So, what's a player to do? Can it all be done with one horn, or is it better to have several to "cover the bases?" In a word - Yes.

Many horns in one.

One of the central goals for the Wild Thing Bb trumpet design was to make it as versatile as possible, much more so than what is available from conventional trumpets. Beyond just being good enough to play anywhere, the Wild Thing moves the standard of versatility from "good enough" to "superior" with a two-phase approach.

First, is to produce a horn that has an enormous amount of capability. Its bell is the heart of a well-balanced design that makes playing at extremes easy, from whisper to roar. The valves deliver fast, crisp note changes like well-read poetry. It will accept a multitude of different mouthpieces without messing up its great responsiveness and intonation, so choosing the style and color of sound is simple.

Second, is to offer a complete system of accessories designed to tailor the Wild Thing for specific situations and applications. Five different Flip Oakes mouthpiece designs (for Bb alone) offer a broad color palette of sound, keeping the rim shape and size consistent even across other types of horns. Eight tuning slide configurations adjust the overall volume and projection of the sound, allowing the player to produce full tone throughout the scale, but at less than full volume, if desired. Heavy valve caps and stems, in three weight choices, further alter how secure each note "locks in", giving the player the option of a free-flowing jazz feel, a precise, structured orchestral response, or somewhere in between. All of these accessories are developed personally by Flip Oakes, which ensures that they stay true to his original design philosophy. They work.

There is more to a Wild Thing. Much more.

www.FlipOakes.com

New optional Copper bell.



FLIP OAKES

Wild Thing Trumpets

CORNETS & FLUGELHORNS

"COME AND HEAR THE DIFFERENCE"





Chris Cigolea | Creator of The Staccator

The majority of Chris Cigolea's professional experience has revolved around education, performance and conducting. He has a bachelor degree in music performance from the Bucharest National University of Music and a Master of Music degree from the University of Toronto where he is also completing his last year of Doctorate in Music Performance.

Chris was employed as a trumpet performer with Radio and Television Orchestra of Bucharest, The Representative Music of the Army, Brasov Symphony Orchestra and he served as a Teacher Assistant and Brass Chamber Music instructor at the University of Toronto assisting the Canadian Brass.

"When creating the Staccator I was very inspired of the idea of having a tool that would help practicing and mastering different playing techniques without an instrument. Playing an instrument is a very physical activity. Same as in sports, we have to understand that we can exercise the different muscles that we use for playing the instrument not only by practicing the instrument but also using different tools and techniques that would help improve our playing. The Staccator helps with exercising the tongue muscles that are crucial in playing every wind and brass instrument. The tongue controls the attack of the note, the speed of air through the mouthpiece, the tone quality of the instrument, the intonation and also the endurance. By using the Staccator regularly you will see a great transformation in your attack and the sound production while playing the instrument. It also helps with increasing the speed of your double and triple tonguing techniques that will allow you to play more challenging repertoire."

The only STACCATO PRACTICE TOOL on the market today, called the STACCATOR. Experimented and used by world renowned trumpet players and teachers and with amazing reviews at the 2013 ITG Conference, the tool is making a great entrance on the international market. Made in Canada, the STACCATOR will help you improve your double and triple tonguing without using an instrument. The tool will also help you control the direction of your air that will ultimately improve the quality of your sound. For more information on the STACCATOR, how it works and testimonial videos and pictures please visit:

www.easychoicemusic.com



<http://m.youtube.com/watch?v=FQSWfkw-jQg...>



Dear,

Noord-Limburgse Brassband and their **MD Ivan Meylemans** are proud to present their first recording: **ABADDON**.

The band has chosen a tracklist packed with new and challenging brassband music. Besides several captivating arrangements, a new composition from the hand of Kevin Houben, titled "Abaddon" has been included. "Abaddon" tells the story of "the dark angel" taking you on a journey through the mystical bogs of "De Kempen" to devilish sounds associated with the "Noord-Limburgse" forests (both Belgian Regions). Furthermore David Thornton has collaborated with NLBB on "Origins" of Pete Meechan. The full track list is added in attachment.

Founded only in 1995 Noordlimburgse Brassband has established its name in the international brassband scene. Highlights being Belgian National Champions in 2011 and 2012, resulting in a 5th place at the EBBC 2012 in Montreux and runner-up at the 2013 EBBC in Rotterdam.

Full track list :

1	Grand Fanfare	Giancalro Castra d'Abbona	7:06
2	Origins	Peter Meechan	17:34
3	Abaddon	Kevin Houben	14:13
4	Fandango	Joseph Turrin - arr. Luc Vertommen	6:35
5	The Water is Wide	Trad - arr. Andrew Duncan	3:00
6	St Magnus	Kenneth Downie	14:29
7	Trittico Festoso	Jan Van Der Roost	9:20
8	Temple 125	Kevin Larsson	2:52

On the CD page <http://nlbb.be/cd> you can find additional information and first reviews of the recording, which are also included on the second page of this release.

Additional information can be send to you on simple request by contact: info@nlbb.be

Kind regards

Noordlimburgse Brassband VZW
www.nlbb.be

Ivan Meylemans
www.ivanmeylemans.com





Jan Van der Roost on the recording : " Highly recommended, it immediately tastes morish"

Old and new, familiar and adventurous, known and unknown,... it is all included on this brand new recording, to the honour of a rising star in the Flemish Brassband Movement : "Noord-Limburgse Brass Band"! Having David Thornton as an eye-catcher soloist and a brassband classic like St. Magnus of K. Downie, the most the familiar standard repertoire is immediately represented. Besides this less common compositions are included, with the title track, a brand new commissioned work from the hand of Kevin Houben: Abaddon! Reasons abound to give this recording all the attention it deserves, not only because the repertoire is interesting and original, but mainly because of the quality of the performances and the recording. But hey, what to expect with an MD like Ivan Meylemans in charge and Jan Hadermann behind the mixing panel. Highly recommended: the adrenaline will flow when listening to this new recording: It immediately tastes morish ! "

Kevin Houben on the recording : "A must have Recording"

Everything taken into consideration the recording is fresh, surprising with a great atmosphere, for a very broad audience. Both brass band enthusiasts as the general audience, that has not yet discovered the banding world, will enjoy this must have recording once in their CD collection.

Kevin Houben over Abaddon : "Noordlimburgse tamed the Abaddon "beast"'"

NLBB succeeded in taming the "beast" named Abaddon in just one day of recording. The energetic, broad, technically loaded and dynamic wild passages continue to surprise the listener and touch their emotion. The quiet middle section sounds spacious with top performances from the many soloists and special effects in percussion. Bravo !

Peter Meechan on Origins : "This is a recording I will treasure, and will enjoy listening to again and again"

"This premiere recording of Origins is delivered with such artistry - hardly a surprise when you consider the quality and abilities of the band, conductor and soloist involved. The sense of musical balance achieved is a real treat for a composer to hear; the combination of drama and delicacy in the band accompaniment are skilfully woven by [conductor] Ivan Meylemans, and David Thornton's solo lines are performed with such precision and musical nuance that this is a recording I will treasure, and will enjoy listening to again and again. Thanks so much Dave, Ivan and NLBB - Bravo!"



Dontae Winslow

www.winslowdynasty.com

My new album is WinslowDynasty "The Life Album" is a collaboration between Mashica and Dontae Winslow and is about hitting all the right notes in music and life.

//LIFEMUSIC- is a category of music started by "The Life Album" by WinslowDynasty, that blends and synthesizes varying musical genre's on the same album. The music can be spread across multiple radio formats and finds it's cohesion in subject matter, sonic texture and philosophy.

WinslowDynasty EPK Video introduction of the new group:

<http://ow.ly/71CqU>

WinslowDynasty "The Life Album" available on itunes Today!!!

http://www.youtube.com/watch?v=txianyyah_c





Experience the Sound of Quality

www.adams-music.com

Dontae Winslow

Adams DW A6 Trumpet



“For a gorgeous voluminous sound I love the Large Nickel Bell Adams DW A6. It’s pure tone is great for soloists!”

- Dontae Winslow

Winslow Dynasty

www.winslowdynasty.com

Dontae Winslow plays Adams Instruments Exclusively

Studio/Tours - DW A6 4.9 Yellow Brass Bell / Nickel Plated

Jazz Solos - DW A6 5.5 or 5.3 Hand Hammered One Piece Nickel Silver Bell

Keith Fiala's new CD:

Keith Fiala



Messages from the Other Side

<http://www.emusic.com/album/keith-fiala/messages-from-the-other-side/14077614/>

<https://itunes.apple.com/us/album/messages-from-the-other-side/id634310311>

“Messages from the Other Side,” Keith Fiala's latest gem of a CD, takes us on a journey literally to the other side. With a burnished tone, warm yet full of bravura, we hearken to Conrad Gozzo soaring through endless studio sessions with his big Besson Meha singing surely above the orchestra. But it is the Boss - Maynard Ferguson - that particularly informed a brash, young lead trumpet player that had recently joined his fabled Big Bop Nouveau ensemble. We all can play high notes - that's what sets us lead players apart. In fact, we all learned from the Boss' example. However, as this CD proudly proclaims: Keith has succeeded in creating a style and sound all his own - and he, too, makes it sing!

In his liner notes, “Uncle” Nick Mondello alludes to Albert Camus’ Sisyphus struggling in his endless and hopeless trek - a trek trumpet players know well - to roll the figurative boulder of performance over the top of the mountain. Keith, though, did arrive at the pantheon, if only for a moment and, in the process, has brought back his “Message from the other Side.” In “Body and Soul,” on which Maynard long ago crafted a masterpiece, Keith brings us a message from the Boss himself. Rather than just one message, though, during the first jazz chorus of the chart, he also gives voice to the recently departed Derek Watkins, with his perfect choices for where a phrase ought to go. Then, too, he brings it all with a lush tone, missing the excess vibrato of the past, but still retaining what the great lead players referred to as spin. He soars high into the stratosphere, a true Maynard disciple, but there is none of the harsh stuff. Instead, we are witness to his power - not a brash, undisciplined power - but rather power tinged with humility Keith himself touched upon in recounting his story of interrupting the boss with an impertinent query.

What we are left with, then, is a power that is wrapped in a lovely ribbon of pure silk. The bravura performance ends with the famed Maynard “kiss” - and it was just that: a big smooch to the Boss for all of us.

Mark H. Schwartz

New Expanded Range Clarke Ebook.

Yes, I took the Clarke Technical Studies Book and expanded it in the same manner I did the Arban Book.

It isn't just up the octave. For example in the original Clarke Book the 1st Etude went to high C. Many players find that difficult and at the dynamics marked impossible.

I rewrote the 1st Etude so the lowest version only goes to G on top of the staff. It of course goes up to double C in the last version. I did a similar thing in several spots to make the material more accessible to more players.

My goal was to put this Clarke material in the range where most players need work.

So if you need to work the top of the staff there are pages working that.

If you need to work F over high C then there are pages that work that area as well.

Every spot is covered.

The New Expanded Clarke Technical Studies is 350 pages of trumpet fun.

<http://www.bbtrumpet.com/Clarke.html>

Clint 'Pops' McLaughlin

- 1 Beautiful Love V. Young (4:49)
- 2 A Media Voz P. Perera (6:02)
- 3 Isn't it Romantic? Rodgers & Hart (6:59)
- 4 Galo Ponte 6 Y. Ballesteros (5:41)
- 5 Blue Six Ch. Gil (5:36)
- 6 Lady Bird T. Dameron (5:03)
- 7 Minority G. Gryce (3:06)
- 8 Personalidades Ch. Gil (5:30)
- 9 A Ra Veloso & Donato (5:49)
- 10 A Favela Y. Ballesteros (5:10)

MÚSICOS

Chano Gil: trompeta y fliscorno en 2,8,9
Yul Ballesteros: guitarra y voz en 9
Paco Perera: contrabajo y voz en 2
Carlos Sosa: percusión en 10

CRÉDITOS

Producción artística y ejecutiva: GBP
Ingeniero de sonido y masterización: Blas Acosta
Grabado en: Musical Las Palmas en Diciembre de 2012
(Las Palmas de Gran Canaria)
Fotos: Lluna Juve / Diseño: Txarly Brown

GRACIAS

A Carlos Sosa, Txarly Brown, Lluna Juve y Blas Acosta por sumar iniciales a GBP.
Agradecimiento especial a Musical Las Palmas por toda la logística que hizo posible este proyecto.



Chano Gil Yul Ballesteros Paco Perera

GBP



Chano Gil: trompeta / fliscorno



Yul Ballesteros: guitarra




Paco Perera: contrabajo

<http://www.zarandarecords.com/vmchk/jazz/gil-ballesteros-perera-gbp.html>

Check it out and the page translates to several languages.

New Trumpet and Piano CD



“New Horizons” features Christopher Wilson, trumpet and Laura Schack Clark, piano performing the music of Kevin McKee, Lauren Bernofsky, James Stephenson, David Sampson, and Sy Brandon.

Christopher Wilson is Artist/Assistant Professor of Trumpet at Arkansas State University in Jonesboro, Arkansas since the fall 2009 academic year. His duties include applied trumpet, trumpet methods, and performing in the Arkansas State Faculty Brass Quintet. A native of Russellville, Arkansas, Wilson completed his Bachelors Degree of Music Education and Masters Degree in Music Performance at the University of Arkansas, and received his Doctor of Musical Arts Degree from The Catholic University of America in Washington, DC. Wilson recently premiered David Sampson’s Serenade for Trumpet and Wind Ensemble at the College Band Directors National Association Convention in Las Cruces, New Mexico as well as Counterwork for Trumpet/Flugelhorn, Marimba, and Piano at the International Trumpet Guild Conference. Prior to his appointment at Arkansas State University, Wilson performed with the United States Air Force Band, Washington, DC. While a member of the United States Air Force Band, he performed and taught clinics throughout the United States and Japan, and was a tour soloist performing the Arutunian Trumpet Concerto. He has performed for numerous dignitaries and audiences around the world, including Presidents George W. Bush and Barrack Obama. In 2004, he performed at the funeral of former President Ronald Reagan. Live television broadcasts include a Veterans Day Celebration at the Strathmore Concert Hall in Bethesda, MD, which aired on PBS in 2008; and a Memorial Day at the National Capitol, which also aired on PBS in 2006 in collaboration with the National Symphony Orchestra. Additionally, Wilson has performed with the Annapolis Symphony, Annapolis Opera, Maryland Symphony, Alexandria Symphony, Concert Artists of Baltimore, North Arkansas Symphony, Arkansas Symphony, and Memphis Symphony. Dr. Wilson is a member of the International Trumpet Guild and is a Yamaha Performing Artist.

Lauren Schack Clark has performed as a soloist and collaborative pianist throughout the United States and Europe. Solo performances have included recitals in Italy and at Berklee College of Music, Boston. She has collaborated with faculty members of over 20 universities throughout the world, including Eastman School of Music and the University of Michigan, and with principal symphonic players from such ensembles as the Boston Symphony. She has presented at the World Piano Conference and the MTNA National Conference, and is very active in MTNA, having served in various capacities such as Competition Chair at the Division and State levels, and as President of the Arkansas State Music Teachers Association. Her DMA is from Boston University. Dr. Clark has recorded on the Centaur and Vienna Modern Masters labels, and her book, *Keyboard Theory and Piano Technique*, co-authored with Brian Henkelmann, is published by Longbow Publishing.

This Emeritus Recordings CD 20133 is available through fine retail outlets or through CDBaby <http://www.cdbaby.com/cd/christopherwilson3>

365 lessons a year for life.

That was my idea behind doing by “Be Your Own Teacher” video course. It has 70 video clips and you could have lessons every day, forever.

There is a great benefit from repetition. We absorb and incorporate ideas incrementally. We key in on pieces of the process and add to it every time we go over the topic again.

Because of this; a 1 time lesson doesn't get the results that multiple lessons get. A video series is actually multiple lessons. Also with a video you have the ability to watch it hundreds of times; if needed.

You can watch me talk a student through learning tongue arch and then play exercises with the video. Here I am working with Keith Fiala on the hiss on his double register.



The Video series covers topics like:

- Tension
- Didgeridoo to relax
- Tongue arch
- Breath Support
- Lip Buzzing
- Mouthpiece Buzzing
- Pressure
- Sound Models
- Resonance
- Aperture Tunnel
- Flexibility
- Range
- Accuracy
- Endurance

BbTrumpet News

www.BbTrumpetNews.com

You can watch me talk about breath support and then play exercises with Andrea Tofanelli. (OK Andrea takes it up some. LOL) Here Andrea is showing us his triples and quads.



The course has 3 hours of video featuring Andrea Tofanelli, Keith Wood, Rex Merriweather, Keith Fiala, Greg Kuehn & me.

Many of my long time students have this EBook and they say it is like taking lessons but you can do them over and over to get all of the info.

<http://www.youtube.com/watch?feature=endscreen&v=qNVmxQTBf1E&NR=1>

(Sample with Andrea Tofanelli.)

<http://www.bbtrumpet.com/vseriesall.html>

Clint 'Pops' McLaughlin

www.BbTrumpet.com



Co-op Press

Partnering with Performers to Serve Their Needs

<http://cooppress.net>

The home of Sy Brandon's compositions, arrangements, recordings, books, and blog. Since 1983, we have been an advocate for fostering composer-performer-audience relations through our innovative programs and products.



[Commission Grants](#)
Music Composed
Especially for You
[Recording Grants](#)
Produce a CD Through
Emeritus Recordings
[Fundraiser for Musical
Organizations and
Schools](#)
Earn Money for Your
School by Recording

[Emeritus Recordings](#)



CDs of some of the best
talent on the concert
circuit

[Music](#)

PDF Downloads of sheet
music for immediate
delivery at Reasonable
Prices

Elementary through
Professional

Instrumental and Vocal
Solos, Duets, and
Ensembles

Band, Orchestra, and
Choir Music

Compositions and
Arrangements

Free Music

Free downloadable
piano accompaniments
for our solo and piano
literature



[Performer Partner Program](#)


Free Music

Conference Financial
Assistance

Composer Residency

Plus more

[Books](#)



Free Music Practice
Guide
A Composer's Guide to
Understanding
Music

berp & COMPANY

Practice Tools and Accessories

Manufactured in the United States using recycled materials and biodegradable packaging.

The **Breath Awareness Tool**, our newest self-teaching device, is for all wind players, singers, actors, and public speakers. This specially constructed belt helps establish positive muscle memory for efficient management of the breath. Step-by-step exercises are provided.



BerpBioOil and BerpBioGrease

have no petroleum or synthetics and are the only sustainably produced lubricant available to wind players. Both are long lasting, extremely effective and formulated with canola oil.

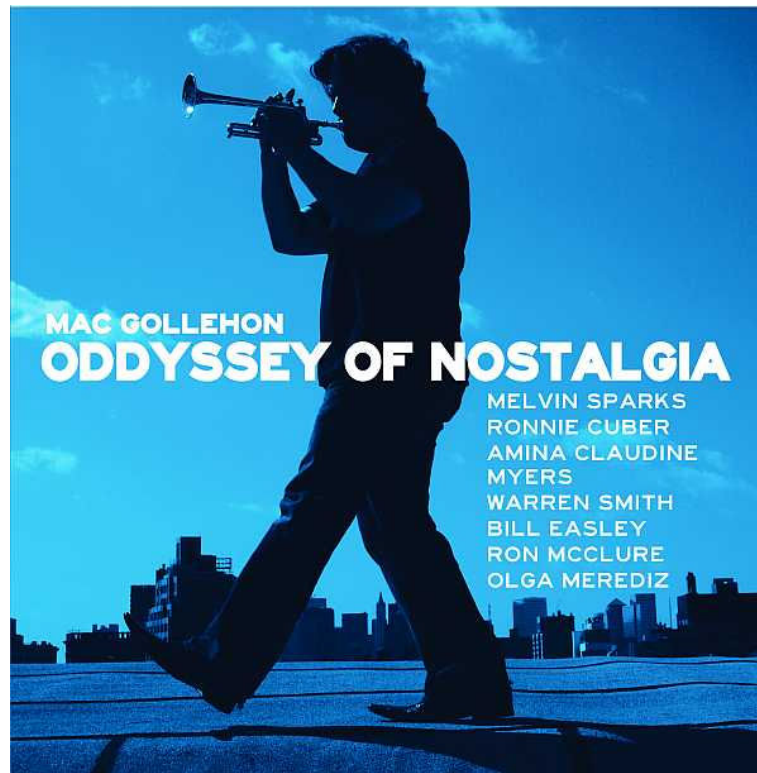
The **BERP**, the most efficient brass practice product in the world for over 25 years, is available for all brass instruments.



Available from www.berp.com, or your local music dealer.
Toll free in the U.S. 888.927.2428, or 415.457.6529 phone/fax

Mac Gollehon

Mac is one of the hottest players in the country. He can be heard on about 800 recordings. As a player he has NO fear or equals. He has been on projects with Duran Duran, Al Jarreau, Bruce Springsteen, David Bowie, Diana Ross, Madonna, Mick Jagger, Paul Simon and hundreds of others.



Selected Album Credits As
Leader

Smokin Section

Smokin Live at the Knitting Factory

Swingin at the Blue Note

Slam Jam

Mac Straight Ahead

Mac's Web site

<http://mac-nyc.com/>

Singles to preview and buy

http://www.amazon.com/Mac-Gollehon/e/B000AQ6M1K/digital/ref=ep_artist_tab_digi

New CD to preview and buy

<http://www.amazon.com/Odyssey-Nostalgia-Mac-Gollehon/dp/B005LY47C2%3FSubscriptionId>

Live at the Blue Note

Smokin Large

Late Night at the Blue Note

In the Spirit of Fats Navarro

Odyssey Of Nostalgia

LEGENDS BRASS

LEGENDSBRASS.COM

LegendsBrass offers a variety of trumpet mouthpieces, tops, and backbores for every playing style. We have over 30 models in stock in three different weights: Extra Light, Standard, & Heavy Weight. For more info on each of our models click here to see the pricing & specs page:

<http://www.legendsmpc.com/pricing--specs.html>

Please email me at Autigermania2001@yahoo.com if I can be of assistance with your trumpet mouthpiece needs.



Mention this ad for \$10 off your order!

Dan Jacobs

www.DanJacobsMusic.com Preview or Buy at www.cdbaby.com/cd/danjacobs

Newly released jazz CD, "Play Song" by the Dan Jacobs Quartet soars into the 'Top 30' on JazzWeek nationwide charts.

Trumpeter Dan Jacobs' solos weave a magical spell emphasizing ideation. They are study in musicianship with an eloquent message - like Miles Davis but with more range and creativity. -John Gilbert, Jazz Review Magazine

"Jacobs' entrancing and gorgeous flugelhorn acumen with long, sustained passages that smolder with each passing chorus is the epitome of cool." - Eric Harabadian, JAZZ INSIDE MAGAZINE

"Veteran jazz trumpeter Dan Jacobs brings forth one of the most unexpected musical highlights of 2011 with the release of his new CD, "PLAY SONG"—a superior recording in every respect. "Play Song" captures a command performance from trumpeter Dan Jacobs and his able crew producing a very accessible and engaging musical statement that jazz audiences everywhere can appreciate, well done!" - Edward Blanco, EJAZZNEWS.com



The CD is excellent. You sound just as I remember you when we were at MSU – full sound, warm-and cool, with nice ideas, all at the same time. I just heard trumpeter Marvin Stamm play it with the Bill Mays trio at a local club. Nice, but I prefer your rendition. Keep on keepin' on..... - Greg Hopkins, Professor, Berkeley School of Music

"Eloquent. Tasteful. Compelling. Masterful musicianship! Dan Jacobs' trumpet and flugelhorn playing, as well as composition, makes PLAY SONG a phenomenally great jazz album. I absolutely love it! It proves that great chops + great phrasing + heart = superb jazz!" - Scott O'Brian, - SMOOTHJAZZ.com

"His beautiful trumpet lines remind me of Chris Botti, except Jacobs' brings more extended improvisation with a much darker, smoother more luxurious tone than a mink coat!" Thomas R. Erdman, JAZZREVIEW.com



Our Custom Services

General Repairs

Our standard shop rate is \$60/hr. Why so cheap? We are located in Wichita, Ks. The cost of living is low here. I find at this rate I still make a good profit and can turn out a quality product I am happy with as well as turn over a great savings to my customers.

Ultrasonic Cleaning and standard service.

On most trumpets, a thorough Ultrasonic cleaning and removal of common dents takes 1½-2 hours. This allows me time to thoroughly burnish out all of the imperfections in the metal and remove as many of the scratches to the plating that I can. Valves are aligned after the cleaning and the instrument is put through its paces. Depending on how busy I am and how bad damage is to your instrument, cleanings usually return ship within 3 days.

\$90-\$180

Valve Rebuilds and alignments

Sometimes even good valves go bad. After years and years of shedding and gigging, trumpet valves do eventually lose their tolerance. When this happens, pistons and casings need to be trued and re-plated and brought back to the closest tolerance possible to make the instrument play like it was young again. All rebuild pistons are aligned before they are returned.

Pricing is \$150 per piston

\$400 for a set of 3

Valve Alignments

I do not align pistons with cork or felt. Cork and felt both compress over time and the felt is never consistent in thickness. I use a neoprene material that never compresses over time and is resistant to wicking oils and other substances that typically enter your horn... with the exception of pizza, hot wings, and beer. My process brings your alignment to within .005".

Starting Price \$60

Complete Overhauls

This is the whole shebang here. The end goal is an instrument that looks as close to brand new as possible. Every small imperfection is removed from your instrument and the metal is carefully polished by hand to obtain the highest possible polish while removing the smallest amount of metal possible. The instrument is then polished on a wheel and either spray lacquered or plated. I can do a variety of

lacquer and plated finishes. If you are curious about a specific finish, ask!
Call for pricing

Plating

On full instruments we leave the actual plating process to the pros at Anderson Silver plating but all of the prep work is done in house. On small parts and touch-ups everything is done in house.

Full Silver plate on a trumpet/cornet/Flugelhorn: \$350-\$500

Full Gold plate on a trumpet/cornet/Flugelhorn: Call for pricing

Gold plate mouthpiece: \$50

Gold plate mouthpiece Top: \$30

Custom Built Copper bell trumpets

These trumpets are what encouraged me to make this site. These are beautiful and truly unique instruments. I build them off of an Olds ambassador valve block. I install a professional mouthpiece, and ovate tuning slide, and one of my copper bells. I can do these instruments in standard tuning, double socket reverse tuning, with tunable bells, the list goes on and on. The idea behind these instruments is to give you (the player) exactly what you want. Every horn is built to order, so a 3-6 week wait, depending on current wait list, is to be expected.

Starting Price \$1295.00





DQ Custom C trumpets

These instruments bare very similar features to the Bb trumpets but are pitched in the key of C. These instruments produce a very pure and regal tone. The copper bell allows the instrument to take a great deal of volume without the tone breaking up. These instruments are custom built to order so please allow a 3-6 week depending on current appointments.

Starting Price \$1495.00



Copper Bells

One of my copper bells can be installed on any trumpet. My copper bells are made from electro-formed copper. They are designed very much the same way as the old Conn Coprion bells. These bells can be set up as fixed bells or in a tunable configuration.

\$325.00*

Tunable bell Conversion

All of the bracing attaching the bell to the mouthpipe are removed. A locking joint is created where the bell sits by the valve block and the bell tail is replaced with a slide section. This allows for intonation to be adjusted where the bell fits into the valve block, also for the bell to be changed.

\$425.00

Additional bell setups \$150.00 each

Ideas to customize and personalize your instrument are virtually limitless. What one player wants to make his playing experience more comfortable may not work for every player. With this in mind, I am always available for consultation and open to most any custom trumpet idea. I will always give my thoughts on the proposed project and do what I can to.

Contact Us

Del Quadro Trumpets
327 South Erie Street
Wichita, KS 67211

ph: 316-648-6914

DQ@dqscustomshop.com

<http://dqscustomshop.com/>

Andrea Tofanelli

If I don't disturb, I would like to speak a little bit about my new recordings.

I recorded in the USA the "Flamingo" cd, produced by the great Jim Linahon and his ACM label.

This cd contains many beautiful music and arrangements in many different ensembles, included a new version of the "Flamingo" recorded by Bud Brisbois many years ago, and an original ballad for trumpet and piano that I composed for Maynard, "The Last Legend".

You can find and buy this cd on Maynard Ferguson web site:

<http://www.maynardferguson.com/>




<http://www.cdbaby.com/cd/AndreaTofanelli#>

Another cd I recorded recently and I really and deeply like is "Earth Games 2012", released by Summit Records. The artist is the Italian composer Nicola Ferro, a true genius, incredible composer and talented trombone player.

He composed for me this 22 movement suite for solo trumpet, trombone quartet, rhythm section and electronic effects. The result is really explosive.

You can find it here:



<http://www.summitrecords.com/product.tpl?SKU=555>

<http://www.cduniverse.com/productinfo.asp?pid=8076067>

Well...enjoy the music! All the best

Andrea Tofanelli

Yamaha Artist/Clinician.

Professor of Trumpet and Jazz Workshop at the "Istituto Superiore di Studi Musicali O. Vecchi - A. Tonelli" in Modena (Italy).

<http://www.andreatofanelli.com>

www.BrassBlonde.com

CD Release

Friday, January 31 \$7
One-2-One Bar, Austin TX

Brass | Blonde → 8:00pm
Jacqui Walker Band → 9:30pm
Bugaboo → 11:30pm

BRASS BLONDE VOL. 1 CD RELEASE

Friday, January 31, 2014 at One2One Bar in Austin, TX

GET THE ALBUM!



Purchase the *Brass | Blonde: Vol. 1* album - available as a physical CD or as a digital download!



SIGN UP!

Get the Brass | Blonde Newsletter

email address

SUBSCRIBE


UPCOMING SHOWS


FEBRUARY
22, 2014



BRASS | BLONDE @ PEDERNALES CELLARS

Pedernales Cellars is Texas' premier boutique winery, producing authentic, handcrafted wines, including benchmark Texas Tempranillo and Viognier. Family-owned & operated, Pedernales Cellars is dedicated to world-class wines, sustainable practices, and Texas Hill Country hospitality. [Visitor](#) [More...](#)

 12:00PM - 4:00PM

 PEDERNALES CELLARS

Jeff Helgesen

Jeff Helgesen may not be a household name but you're going to be amazed when you sample Jazz Mayhem, an album he recorded with a hard-bop septet in 2005.

The trumpeter and flugelhornist has Blue Note chops, and the track choices and arrangements are tops: Wayne Shorter's Black Nile, This Is for Albert, Lady Day and Pensativa are here. Sam Rivers' lilting Beatrice also is featured. So is Kenny Dorham's Short Story.

Helgesen has a searing Freddie Hubbard-inspired solo on Black Nile (which he arranged), and a soft, seductive approach on Kenny Werner's Compensation.

This is a highly satisfying album. Sample This Is for Albert and hear Helgesen for yourself. He's joined by Thomas Wirtel on trumpet and flugelhorn, Chip McNeill on tenor sax and Morgan Powell on trombone, with Tom Paynter on keyboard, Paul Musser on bass and Gary Peyton on drums.



"Jeff Helgesen (leader, trumpet/flugelhorn), is a freelance musician based in Champaign, Illinois, who toured and recorded with the Ray Charles Orchestra from 1987-1990. He maintains an active performing schedule in central Illinois and leads several jazz ensembles in addition to Jazz Mayhem."

Preview or buy the CD

<http://www.cdbaby.com/cd/jazzmayhem>

Home page

<http://www.shout.net/~jmh/>

Transcriptions

<http://jeffhelgesen.blogspot.com/>



Beginner Band Music

www.beginnerbandmusic.com

- **Whole class songs**
- **Brass band**
- **Wind band**
- **Big band**
- **Brass ensembles**
- **Beginner Trumpet lesson videos**

Music for beginner to intermediate players

**Visit us today for a free Brass band or Wind
band piece!**

beginnerbandmusic@gmail.com

**Straight Ahead
Gran Canaria Big Band**

"Just like the regional big bands in the United States, there are many fine ensembles in Europe that are carrying on the big band tradition. The GRAN CANARIA BIG BAND hails from Las Palmas de Gran Canaria, but their inspiration comes from the swing tradition over here.



They have a new American release *Straight Ahead* (Summit – 568) that leans heavily on the style of the Count Basie Orchestra. Five of the 13 tracks are instrumentals recorded by the Basie crew, ‘Basie Straight Ahead,’ ‘The Late, Late Show,’ ‘Flight of the Foo Birds,’ ‘Fawncy Meetin’ You’ and ‘Splanky,’ the last three from the pen of Neal Hefti. Vocalist Laura Simó is featured on ‘A Foggy Day,’ ‘The Man I Love,’ ‘S Wonderful,’ ‘Time After Time’ and ‘The Lady is a Tramp.’ Two originals, ‘Aquellos Fueron Los Años’ by musical director Juan Manuel Alemán, and ‘Calles Vacías’ by pianist Rayko León demonstrate that the cats from Spain know how to write in the tradition. The program closes with a tune from Canadian trumpeter Kenny Wheeler, ‘Gentle Piece,’ that has a somewhat more contemporary feeling. It is nice to know that big band music is alive and well in Spain." –Jersey Jazz

<http://www.summitrecords.com/product.tpl?SKU=596>

YouTube channel <http://www.youtube.com/user/GranCanariaBigBand>

Facebook page <https://www.facebook.com/pages/Gran-Canaria-Big-Band/145352522167272>



"A LITTLE CHRISTMAS JAZZ", THE LONG AWAITED HOLIDAY RELEASE BY INTERNATIONALLY KNOWN FLUGELHORN & TRUMPET SOLOIST **SCOTT BROOKINS**.

MANY OF YOUR HOLIDAY FAVORITES ARRANGED BY SCOTT BROOKINS & FRANCIS WYATT IN FRESH, NEW JAZZ STYLES.

JOINING BROOKINS ON THIS OUTSTANDING RECORDING ARE FRANCIS WYATT ON DRUMS, PERCUSSION AND PROGRAMMING; BOB SUTTER ON KEYBOARD; TIM FOX ON BASS; AND PAUL MUTZABAUGH ON PIANO. THESE OUTSTANDING MUSICIANS ARE IN DEMAND IN THE CHICAGO AREA AND ACROSS THE US. FRANCIS WYATT, ONE OF THE SMOOTHEST DRUMMERS YOU WILL EVER HEAR, HAS TOURED WITH JOE HENDERSON AND PERFORMED WITH MANY OTHER WELL KNOWN JAZZ AND POPULAR ARTISTS.

BROOKINS HAS BEEN PERFORMING SOLO CONCERTS SINCE 1995 ACROSS THE US, CENTRAL & EASTERN EUROPE. PRIOR TO THIS, HE WAS A FREELANCE MUSICIAN HAVING PERFORMED WITH GLEN CAMPBELL, THE PLATTERS, MARY WELLS, GEORGE SHEARING AND MANY OTHERS. IN HIS TRAVELS, HE ALSO IS BUSY TEACHING MASTER CLASSES IN SCHOOLS AND COLLEGES. HE HAS PERFORMED ON SEVERAL TELEVISION PROGRAMS AND HIS MUSIC CAN BE HEARD ON MANY RADIO STATIONS IN THE US, EUROPE AND ONLINE, INCLUDING WWW.PANDORA.COM AND WWW.JAZZRADIO.COM.

THIS OUTSTANDING CD CAN BE PURCHASED AT THE FOLLOWING:

1. WWW.SCOTTBROOKINS.ORG
2. WWW.AMAZON.COM
3. ITUNES

"A LITTLE CHRISTMAS JAZZ" – YOU'LL ENJOY THIS RECORDING FOR YEARS TO COME!

GET YOU SOME BRASS POISON!

"Jim Manley's newest CD, POISON TWO, takes it all up a notch (and an octave). I have had the good fortune of watching his growth as a player and recording artist for decades, always dropping my jaw when I hear him. This CD represents not only his incredible playing but his production skills as well. Excellent selection, arrangements, and his chops speak for themselves!"

Bobby Shew

"Jim's approach is so inventive! Every CD is so fun to listen to. I want him on my next CD!!! - Check Out Brass Poison 2 - I love this thing!!!!"

Frank Greene



JIM MANLEY

BRASS POISON & BRASS POISON TOO

www.jimmanley.net

also at

[itunes](#)

As a player who has made his bones dwelling in the trumpet's altissimo register, Manley displays wonderful musicianship across the instruments' range on both trumpet and flugelhorn. In addition to his Maynard Ferguson-like scream chops, Manley's flugelhorn playing is very expressive ("Rocket Man") and his ensemble leadership is excellent, as is the high energy feeling to the ensemble. "Soul Makossa" and "It's Your Thing" not only kick, but move butt. When Manley screams and spews fire, he pulls the ensemble enthusiastically along and they willingly respond with vigor.

Nick Mondello/All About Jazz

It's diverse, progressive, delightful, pyrotechnic, stratospheric, exoteric, wistful, tasteful, soulful, it rocks, it's the bomb. Like a good book I could not put it down. From Brubeck to the Beatles it has something for everyone. Jim Manley has once again outdone himself. Put it on your stereo and crack it up.

Ed Matecki /Trumpet Herald

STRATOS[®]

A unique training aid developed by trombonist Marcus Reynolds for both student and professional brass players - helping you reach new heights in your playing ability.

The STRATOS is a precision-engineered practice-aid adaptable to all brass instruments. It comes with an instruction leaflet that shows you how to easily fit and remove it from your instrument and also how to adapt your embouchure to get the best from your newly-adjusted jaw position.

Please see www.brasslessons4u.com for more information on the Stratos, or contact Marcus at marcus@marcusreynolds.com.

" If you practice even briefly with the Stratos in place, it's astonishingly how quickly your muscle-memory stores the new position. After a little longer, it becomes second nature. Players develop new muscle-strength in the right places, and instead of exerting unnecessary pressure, you can actually relax into higher notes, and increase the volume without strain".

Marcus Reynolds



Getting from step A to step B without falling down.

The 1st time someone is asked to improvise they are a little afraid. There is theory and then there is doing it. Usually players feel like they were thrown into the deep end of the pool.

After years and years of covering this with students, I finally decided to do a video course on getting from step A to step B without falling down. Keith and I both have tested the Video EBook with High School students, College students and Comeback Players. All groups were able to take the examples and learn from them.



We cover the topics that they simply don't have time to do in a classroom. We take the time to not only show you patterns but to explain how they are constructed.

This is a complete Improv Course on this video.

We have 2 hours and 45 minutes of video, 8 pages of instruction and 60 pages of music. All of the 2, 3 and 4 note patterns are done in every key.


BbTrumpet News

www.BbTrumpetNews.com

We discuss different aspects of improv, give an example and use it in a solo. We talk about the difference between real life applications and a college course.

We show how to use and make note patterns, escape phrases (Ways to get unstuck when playing a solo), pentatonics, how to use Clarke TS, your 7 bugles and what that means, theme and variation, form and how to use it in improv, using 3rds and 6ths and many other ideas.

We talk about melodies, rhythms, rests, whole notes, musicality and the difference between a so-so solo and something that people will remember you by.



The video clips in this Ebook can help unlock the music that is locked up inside your head.

These are simple ideas that are easy to apply to your daily playing.

http://www.youtube.com/watch?feature=player_embedded&v=nunS3kqHVhk

(Sample)

<http://www.bbtrumpet.com/improv.html>

Clint 'Pops' McLaughlin
www.BbTrumpet.com

www.NewArban.com

BbTrumpet News

www.BbTrumpetNews.com

You can
FIND
US ON
FACEBOOK.

Follow us
WE ARE NOW ON
TWITTER.COM

Stay up to date with all our latest news

BRASS
Informant.COM
NO UNTRUTH UNTOLD™

Visit BrassInformant.com

NO UNTRUTH UNTOLD™

<http://BrassInformant.com>

Marco Pierobon

Review by Allen Vizzutti:

Your playing is wonderful and strong, as you demonstrated in Finland. You have a lot of personal style and we both know that is very important. "Solo" is really a wonderful recording and I congratulate you. I do like one thing on the CD better than your playing. That is the COVER ART! The best!! Beautiful! Have a great Holiday.

<http://www.cdbaby.com/cd/marcopierobon>

<http://www.marcopierobon.com/index>



MARCO PIEROBON
CD "SOLO"

ARUTUNIAN
CONCERTO

BOHME
CONCERTO

CURNOW
CONCERTPIECE

GERSHWIN
RHAPSODY IN BLUE

GOEDICKE
CONCERT STUDY

MANGANI
THEME FOR TRUMPET

VIZZUTTI
AMERICAN JAZZ SUITE

TRUMPET:
MARCO PIEROBON

MARCHE
WIND BAND
CONDUCTOR:
MICHELE MANGANI

ALLEN VIZZUTTI:
"SOLO" IS REALLY A WONDERFUL
RECORDING WITH A LOT OF PERSONAL STYLE"


ROGER BOBO: "PERSONAL AND POWERFUL
MAKES THE HAIRS ON MY ARMS STAND UP"

JOUKO RARJANNE:
"GREAT CD AND BRILLIANT PLAYING!"

STEPHEN BURNS:
"BRILLIANT AND CHARMING!"

DALE CLEVINGER:
BRAVISSIMO !!! IT'S TERRIFIC!"

WWW.MARCOPIEROBON.COM



The Ingram Signature Mouthpiece Line

There are four models available in the new Roger Ingram signature line of trumpet mouthpieces: The Ingram V-Cup, the Ingram Lead, the Ingram Studio, and the Ingram Jazz. These are duplicates of the four mouthpieces Roger has used for more than 20 years. These mouthpieces are manufactured by Pickett Brass.

For detailed mouthpiece descriptions and ordering information:


<http://OneTooTree.com/Products>

www.RogerIngram.com



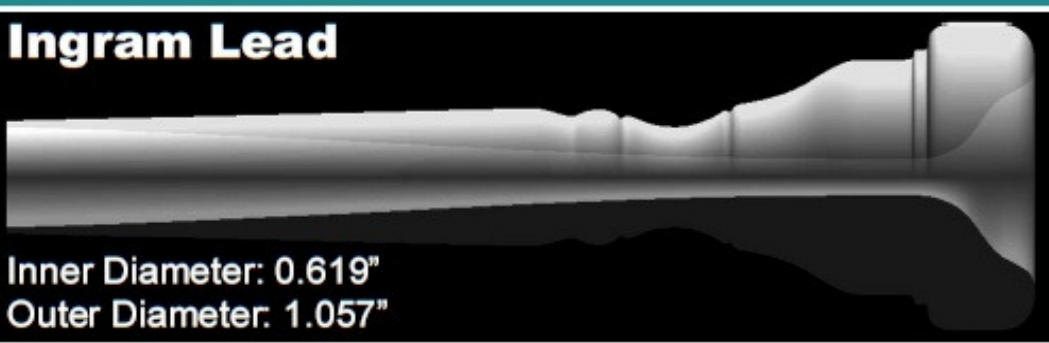
Ingram V-Cup

Inner Diameter: 0.609"
Outer Diameter: 1.020"



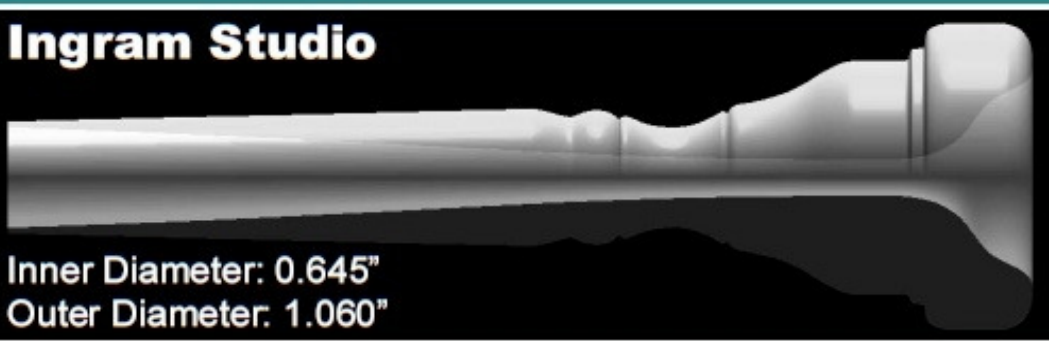
Ingram Lead

Inner Diameter: 0.619"
Outer Diameter: 1.057"



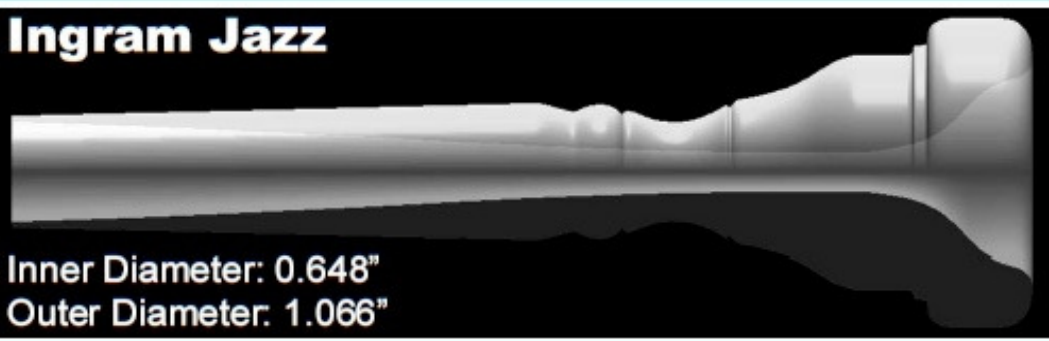
Ingram Studio

Inner Diameter: 0.645"
Outer Diameter: 1.060"



Ingram Jazz

Inner Diameter: 0.648"
Outer Diameter: 1.066"



New trumpet music from

Elkjer

Music

Mozart Rondo Alla Turka

arranged for solo trumpet and piano

Rousing eastern european melody...perfect for solo trumpet

Ravel Pavane

solo flugelhorn and piano...gentle latin style

Graceful melody of the impressionist era, set in a gentle bossa nova

"Tribute to JB Arban"

(split-choir trumpet octet)

Commissioned by the University of Wyoming Trumpet Ensemble and premiered at the 2012 ITG Conference. Two iconic Arbans songs, The Last Rose of Summer, and Noel Ancien. Clarion fanfares and soaring melodies, in a split choir, atmospheric setting

"Bob Elkjer has been my first-call arranger for 25 years." Joe Alessi, principal trombone, NY Philharmonic

Composer/trumpet player Robert Elkjer's music has been recorded and performed by the New York Philharmonic Principal Brass, the Canadian Brass, Summit Brass, the San Francisco Bay Brass, the Buddy Rich Orchestra, the Center City Brass Quintet, USAF Brass in Blue, and many others. He is a graduate of the New England Conservatory of Music, where he studied composition with William Thomas McKinley



Listen to full audio demos at www.robortelkjer.com

John Coulton

The idea of augmenting the magnificence of the cathedral organ along with the brilliance of the trumpet stimulates the Interest and imagination of both audiences and composers alike. Australian trumpeter John Coulton, along with English organist David Dunnett, give "superb" performances of the trumpet and organ repertoire on this their second recording from the heavenly Acoustics of the Ancient Cathedral of Norwich in England.

The range of the Programme offered here shows insight yet again into the versatility of the combination: joyful and glorious music from the Baroque, beautiful and soulful melodies by composers such as Guilment and Hovhaness, and powerful forces of transparent colour found in works by Tomasi, Fiser and Plog.

This recording also features the world première of a new composition entitled "Thoughts", written especially for John Coulton by the legendary composer Anthony Plog. A fantastic new addition to the Trumpet repertoire and available to purchase from BIM music publishers in Switzerland.

www.johncoulton.com



GRAWLIN TRUMPETS


Custom Craftsmanship built in the USA
Solista - for the Commercial Player
Amadeo for the Classical

Pricing from \$1550 - \$2800

Features gRawlin receiver and
Saturn Water Key.

Bores .453, .460, 462

Lightweight or standard bell
Custom built for YOUR
Playing Preferences



gRawlin.com



AMADEO .453 Raw Brass
Lacquer Silver Gold

AMADEO BB CLASSICAL TRUMPET
BY GEORGE RAWLIN
BIG FULL SOUND, SUPERIOR CONTROL
REVERSED 1ST AND 3RD SLIDES
DEEP WELL CLASSICAL RECEIVER
SUPERB ATTACK / RESPONSE

gRawlin.com

Review of Pops' New Expanded Range Arban Ebook.

Review by: Mark Curry (Curry mouthpieces)

The new Arban's-based book by Clint "Pops" McLaughlin

This E-book (PDF form) takes the Arban original edition (pub. 1864) into the 2000's with respect to the modern-day requirements for range and technique. There are over 700 pages of variations on original Arban exercises and 200 more pages focused on "Pops' Stuff".

The layout of this e-book is very similar to the original, with exercises chosen as the representative for that section. Pops expands the chosen exercise to include range expansion well above the high C's found in the original book, even venturing up to the Dubba C on many occasions.

Don't get the impression that this is merely Arbans "up an octave." It's much more than that. Prefaces to each section have Pops' tips on how to execute correctly, with efficiency, while paying attention to our trumpet machine, our chops. It's like he's sitting right next to us on the couch, giving advice in person. Pops incorporates many of the ideas and tips he learned as a student of the late Don "Jake" Jacoby into this book. His focus while studying with Jake was not only to become a better player, but a better trumpet teacher. As a result, the feel of this book is very familiar to those of us brought up in the UNT/ North Texas style of teaching. My own instructors include Ray Sasaki, Larry Engstrom (both UNT alums via Ritchie-Clendenin at Fresno State) and a summer with Dave Hickman while at Champaign (U of I).

Of particular interest to me is the "Pops Stuff" section. This is where the magic occurs. Many of Pops/Jakes fundamentals come into play here.

For instance, keeping the top space G "set" as your benchmark embouchure set- relaxing to descend, contracting to ascend. Using "Air Kicks" properly to execute leaps and intervals. Tips on tongue arch and "hiss" applicable to the given exercise. Tricky scale studies that test our sight-reading abilities. These are all in there...and, yes, the dreaded "Sensation Studies" (my personal peccadillo). I still have Ray Sasaki's handwritten version from a 1975 lesson. It made me sweat then, and it still give me the chills.

At the end of the book there's a great section on expanded range melodies and songs. These are particularly helpful to help increase our usable range. If you can play these with a beautiful singing quality you are making good progress (and maybe the neighbors will stop humming "Finlandia" LOL).

Evident throughout, Pop's teaching style of not micro-managing our trumpet machine but rather focusing on playing the exercises is an almost indirect method that releases our conscious thought process from the endless minutiae we so often get caught up in. We learn by doing. When we run into problems, Pops methods lead us to the answer behind the door. All we have to do is open it.

In short, there's no shortcut to great trumpet playing. If you can manage one exercise out of each section of this book every day you will progress beyond far beyond your expectations. Congrats on a job well done!

Mark Curry <http://www.currympc.com/>

My New Expanded Arban book can be found here.

<http://www.bbtrumpet.com/NewArban.html>

Adam Rapa was a featured guest artist and master-clinician at the 2008 International Trumpet Guild conference and the 2007 & 2008 National Trumpet Competition, Rapa has also established himself as a world-class educator who brings as much excitement and inspiration to the classroom as he does the stage.

Adam is grateful to have shared the stage and/or recorded with Grammy Award winners Nicholas Payton & Roy Hargrove, Christian McBride, Doc Severinsen, Mnozil Brass, Soulive, The New Life Jazz Orchestra, Wycliffe Gordon, Eric Reed, Jason Moran, Robert Glasper, Cyrus Chestnut, Academy Award winning composer A.R. Rahman, and many other great artists over the years. He also spent seven years starring in the Tony & Emmy Award winning Broadway show, "Blast!", performing over 2000 shows across the US, the UK and Japan.



Preview and buy the CD

<http://www.cdbaby.com/cd/adamrapazoltankissjaceko>

<http://itunes.apple.com/us/album/rebellion/id464096816>

Adam's web site

www.adamrapa.com

The Ingram Signature Mouthpiece Line

These four models are duplicates of the mouthpieces Roger has used for more than 20 years. They are manufactured by Pickett Brass. For detailed descriptions and ordering information, visit these websites:

www.OneTooTree.com/Products


www.RogerIngram.com

V-Cup

Lead

Studio

Jazz



Denis Wick Mouthpieces & Mutes
The Largest Selection
All Models and Sizes Now Available



DF MUSIC
ENTERPRISE, INC.

*For the Best Prices and
Availability*

Visit www.dfmusicinc.com

Or Call 630-267-9828
Fax 630-357-7593



VIBRASS

We highly recommend Vibrass to regenerate your lips after playing or to warm up.

Do your lips
a favour



DF MUSIC
ENTERPRISE, INC.

Used and recommended by some of the most famous musicians and orchestras like Jens Lindemann, John Sass, Vienna Philharmonics, Boston Brass and many others

Eric Bolvin “Workin’ It”

Eric Bolvin is one of the hardest working musicians in the San Francisco Bay Area and it shows on his new release “Workin’ It”. On the heels of his popular (85 radio stations) and critically acclaimed 2007 release, “The Night, The Rain And You”, Eric delivers the funk, jazz and soul with a new set of 11 tasty originals and 3 timeless covers.

Eric has enlisted the help of some executive talent on “Workin’ It”, including keyboardist **Jeff Lorber**, drummer **Dennis Chambers**, bassists **Nelson Braxton** and **Myron Dove**, guitarist **Chris Cain** and saxophonist **Tom Politzer**. Eric also utilizes vocals for the first time on four tunes, featuring Bay Area favorites **Margo Leduc** and **Tony Lindsay**. I think you will agree that this is Eric’s best work yet.

Eric’s local gigs include regular appearances at **Gordon Biersch Brewery**, **Agenda Jazz Club**, **D’Vine**, **Hedley Club** and **Unwined** in the South Bay as well as the **San Jose Jazz Festival**, **Santa Clara Art & Wine Festival** and **Kuumbwa Jazz Center** in Santa Cruz.

Eric has performed or recorded with; Russell Ferrante, Jeff Lorber, Dennis Chambers, Greg Adams, Richie Cole, Dave Weckl, Steve Smith, Jerry Bergonzi, Dave Liebman, Dee Daniels, Grant Geissman, Tom Scott and many others.

“The smooth jazz trumpet idiom has been the stronghold of Ric Braun, Greg Adams, Chris Botti and, in its earliest iterations, Miles Davis and Herb Alpert. With Workin’ It., Bolvin shows he has the goods to stand with those commercially better-known players.”

~**Nick Mondello** All About Jazz.com

“This disc contains an outstanding variety of compelling music, and it will be Eric Bolvin’s breakout project! WORKIN’ IT is a hit. Highly recommended!”

~**Sandy Shore** – Smooth Jazz.com

“Bolvin is one hot player, drawing from the inspiration of the trumpet’s masters and turning it into his own sound. In fact, Bolvin has a sound to which many players aspire; and he is a forthright bandleader, composer and arranger.”


~**Trevor McLaren** - All About Jazz.com

“I have to say that Eric Bolvin is quite impressive. I think he’s on to something here.”

~**Ronald Jackson**- JazzReview.com

Label / Artist Contact:

EBJazz Records
Eric Bolvin Music Studios
816 Blossom Hill Road #4
San Jose CA 95123
Phone/Fax: 408.236.2009
Eric@BolvinMusic.com
www.BolvinMusic.com



Track Listing:

1. Workin’ It
2. Rocket Love
3. Time Bomb
4. Belita
5. Suburban Bourbon
6. Maxine
7. Waimea Canyon
8. I wondered What I Did Wrong
9. Panama Red
10. It Ain’t No Use
11. Corvair Crusader
12. Monterey Morning
13. One For Mike
14. Soulful Slumber

Also on EBjazz Records:

“The Night, The Rain And You”

“Eric Bolvin’s Quorum”

“The Lost Recordings”





Contact: Denise Melton

publisher@martinsisterspublishing.com

FOR RELEASE NOV. 28, 2011

TRUMPET TEACHER PENS HUMOROUS MEMOIR SPANNING 25 YEARS

For more than 25 years, Patrick Dessent (pen name Sam Bennett) taught budding musicians how to play their trumpets. During these more than two decades of teaching in-home lessons, Bennett, one might say, ran into a humorous situation or two, or three ...

The 55-year-old, who has lived in the Midwest for most of his life, taught trumpet lessons in the homes of his students while he was in his 20s and 30s in suburbs just outside Chicago. Only one decade later, Bennett had already accumulated enough humorous stories for a good-sized book. After years of cajoling, his wife, Ann, convinced her husband to sit down at a keyboard and write a book which simply had to be read. At the urging of his family and former trumpet students, Bennett decided it was time to document these humorous stories and put them into a book, which is how "Memoirs of a Trumpet Teacher" was born. The fictionalized version of Bennett's time as an in-home teacher gives readers an inside look at teaching music house to house, as Bennett refers to his former profession.

Seven months later his first book, "Memoirs of a Trumpet Teacher" was an actual manuscript and less than a year later, it had been accepted by Martin Sisters Publishing LLC. Bennett, who is a band teacher during the week and performs as a professional musician on the weekends, began writing the book while he was out of school for summer and continued writing on the weekends into fall and winter.

House to house music lessons are becoming a thing of the past, Bennett says, and he misses that method of teaching, especially all the unexpected, crazy moments it entails.

"I miss all of the different pets that I came into contact with through my students," Bennett said. "They helped me get through the work day when I was a private teacher. I have really enjoyed writing about them."

Bennett's advice to aspiring writers: "Don't hesitate; go ahead and get started!"

Print and e-versions of "Memoirs of a Trumpet Teacher," can be found at

<http://www.amazon.com/> and <http://www.barnesandnoble.com/>


The book can also be ordered through retail book sellers.

Information about the book and the author can also be found at the publisher's Web site:

www.martinsisterspublishing.com

ART INCLUDED WITH RELEASE:

Book Front Cover: Memoirs of a Trumpet Teacher published by Martin Sisters Publishing LLC



Cover photo by Jack Dessent.

To find more information about Memoirs of a Trumpet Teacher or to schedule an interview with the author, contact information is listed below:

Patrick Dessent (pen name Sam Bennett)

pdessent@yahoo.com

On Facebook as Patrick Dessent



Rich Wetzel and his Groovin' Higher Orchestra

A high energy jazz-rock orchestra playing hits from Maynard Ferguson to James Brown and more!

www.cdbaby.com/all/groovinhiger

CD's and more info at: www.richwetzel.com



MuteMeister.com



**Shastock Tonalcolor
Circa 1940**

Due to the large number of inquiries about, and requests for vintage mutes, Roger Ingram has decided to offer his services at his new website: MuteMeister.com. Get your vintage mutes expertly restored, or find “new” vintage mutes to add to your collection from his online store. Stock will be rotated, so there will always be new vintage brass mutes for sale.

“Thanks Roger, you did a terrific job with this restoration. I couldn’t be happier!”

- Dan Fornero

Services include:

- Complete Restoration
- Repainting
- Recorking
- Cup Relining

And more!

Find out what people are already talking about, and visit MuteMeister.com to see full descriptions of services and our currently available vintage brass mutes.



**Shastock Solotone
Circa early 1920s**



**Ray Robinson Cup
Circa 1955**

“The picture didn’t do it justice . . . best cup mute I ever played.”

- Marty Bound